

MAINTENANCE CONNECTION


Dear Tenants,
We would like to announce the availability of Maintenance Connection for submitting maintenance request electronically. Please follow the instructions below to get connected:



**MAINTENANCE
CONNECTION®**
an accruent company

Sign up instructions for new users:

- 1) In your Internet Explorer web browser, navigate to <https://www.maintenanceconnection.com/mcv18/>.
- 2) Click on either of the "LOG IN" link at the top of the page.



3) Click on “Want to Sign Up? Click Here” link.



Welcome.

Please enter your Member ID and Password.

Member ID:

Password:

Language:

OK

Having trouble logging in? [Click Here](#).

Forgot Your Password? [Click Here](#)

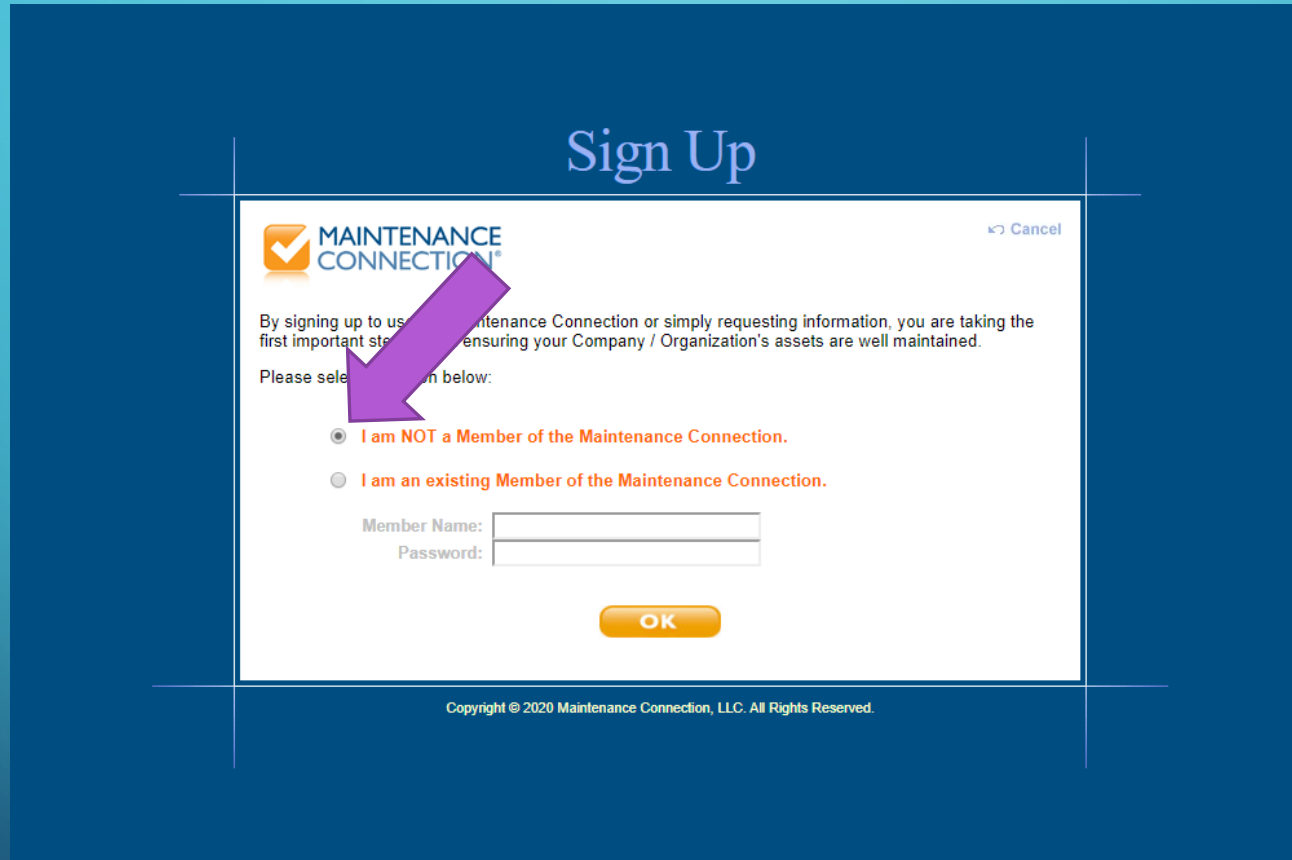
Want to Sign Up? [Click Here](#)

Want to View Our Website? [Click Here](#)

Copyright © 2020 Maintenance Connection, LLC. All Rights Reserved.


By clicking OK, you agree to the Terms of Use, including the electronic delivery of important disclosures and other information contained in the Agreement. Please read the [Terms of Use](#) and [Privacy Policy](#) before you log in.

4) Specify "I am not a member of Maintenance Connection." and then click the OK button.



The screenshot shows a 'Sign Up' window for Maintenance Connection. The window has a white background and a blue border. At the top center is the title 'Sign Up'. In the top right corner is a 'Cancel' button. The Maintenance Connection logo is in the top left. Below the logo is a paragraph: 'By signing up to use Maintenance Connection or simply requesting information, you are taking the first important step in ensuring your Company / Organization's assets are well maintained.' Below this is the text 'Please select an option below:'. There are two radio button options: 'I am NOT a Member of the Maintenance Connection.' (which is selected, indicated by a purple arrow) and 'I am an existing Member of the Maintenance Connection.'. Below these are two input fields labeled 'Member Name:' and 'Password:'. At the bottom center is an orange 'OK' button. At the very bottom of the window is the copyright notice: 'Copyright © 2020 Maintenance Connection, LLC. All Rights Reserved.'

Sign Up

 MAINTENANCE CONNECTION®

By signing up to use Maintenance Connection or simply requesting information, you are taking the first important step in ensuring your Company / Organization's assets are well maintained.

Please select an option below:

☒ I am NOT a Member of the Maintenance Connection.

☐ I am an existing Member of the Maintenance Connection.

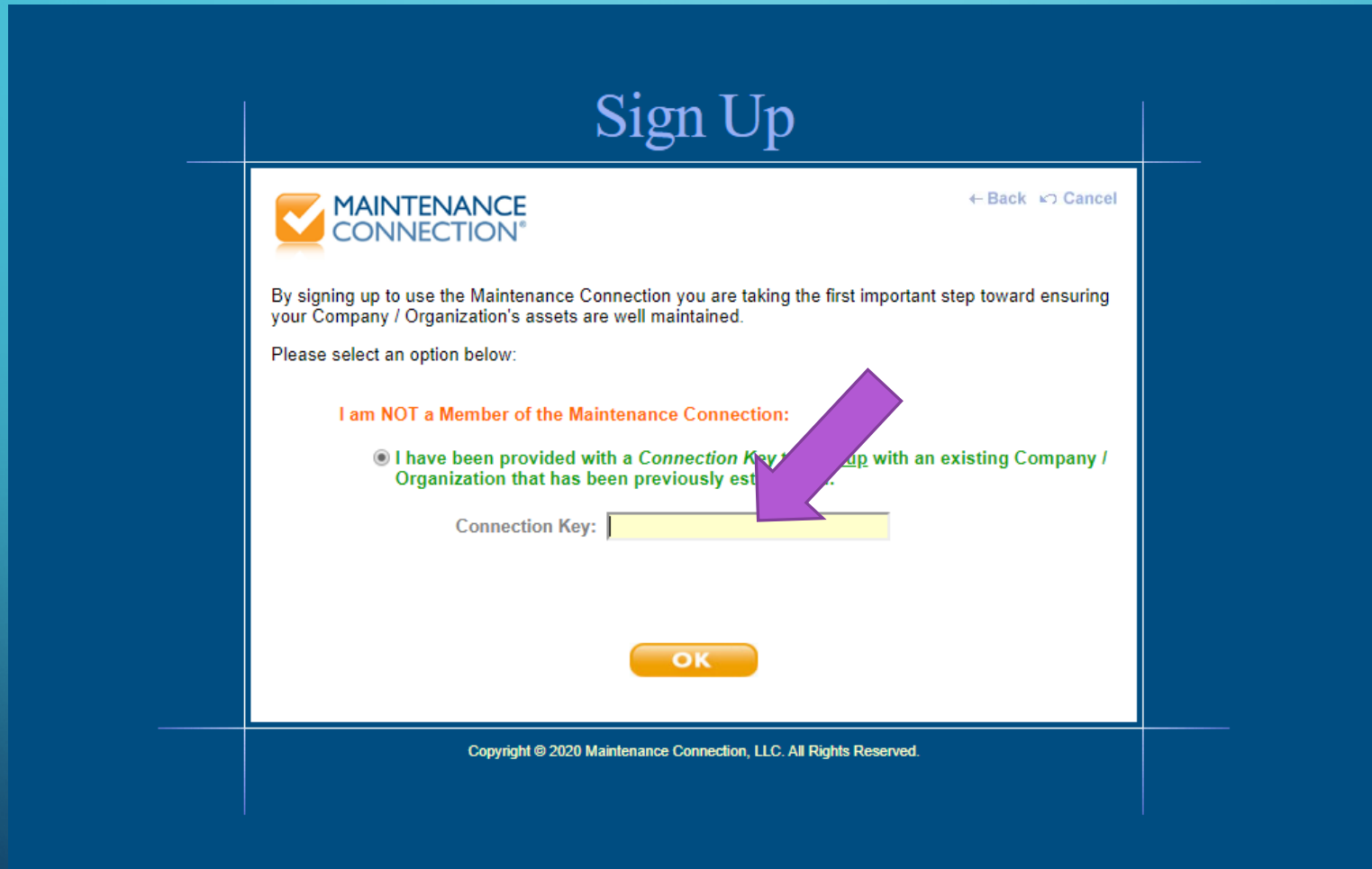
Member Name:

Password:

OK

Copyright © 2020 Maintenance Connection, LLC. All Rights Reserved.

5) When prompted for a connection key, you should enter: FMBMINE then click the OK button.



The screenshot shows a 'Sign Up' window for Maintenance Connection. The window has a title bar with '← Back' and '↩ Cancel' buttons. The Maintenance Connection logo is in the top left. The text reads: 'By signing up to use the Maintenance Connection you are taking the first important step toward ensuring your Company / Organization's assets are well maintained. Please select an option below:'. There are two radio button options: 'I am NOT a Member of the Maintenance Connection:' (selected) and 'I have been provided with a Connection Key to sign up with an existing Company / Organization that has been previously established.' (unselected). Below the selected option is a text input field labeled 'Connection Key:'. A large purple arrow points to this input field. Below the input field is an orange 'OK' button. At the bottom of the window, it says 'Copyright © 2020 Maintenance Connection, LLC. All Rights Reserved.'

Sign Up

← Back ↩ Cancel

MAINTENANCE CONNECTION®

By signing up to use the Maintenance Connection you are taking the first important step toward ensuring your Company / Organization's assets are well maintained.

Please select an option below:

I am NOT a Member of the Maintenance Connection:

☒ I have been provided with a Connection Key to sign up with an existing Company / Organization that has been previously established.


Connection Key:


OK

Copyright © 2020 Maintenance Connection, LLC. All Rights Reserved.

6) Fill out all required information on member profile information page, and click the OK button.

Sign Up

 MAINTENANCE
CONNECTION®

 **FREEPORT-McMoRAN**

We need to gather some information from you to complete your Member account. Please answer the following questions below. Where you see an * indicates you must provide information for that particular item.

Profile Info

*First Name:

Middle Initial:

*Last Name:

*Email Address:

*Language:

Member ID / Password Info

*Choose a Member ID:

*Choose a Password:

*Retype the Password:

If you forget your Password we will ask you the following:

*Choose a Question:

*Answer to your Question:

Repair Center Info

*Specify your Repair Center:

Terms of Use

* ☐ I have read and accept the terms of use. (see below)

OK

7) Once you finish the signup process, you will receive an email stating that you need approval.

8) You will receive an email when your new account is approved and you can then begin submitting maintenance requests electronically.

9) When submitting maintenance request electronically, if pictures are available please submit them under the documents tab.



**MAINTENANCE
CONNECTION®**
an accruent company

WELCOME TO MAINTENANCE CONNECTION

If you have any questions regarding this new program, please give us a call.

Sincerely,

Jodi Delgado & Ron Williams

Townsite Admin & Townsite Maintenance

Office: (928) 633-6001 & (928) 633-6604